

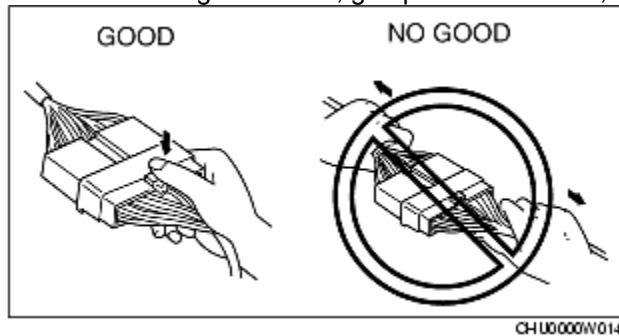
ELECTRICAL SYSTEM

B3E000000006E01

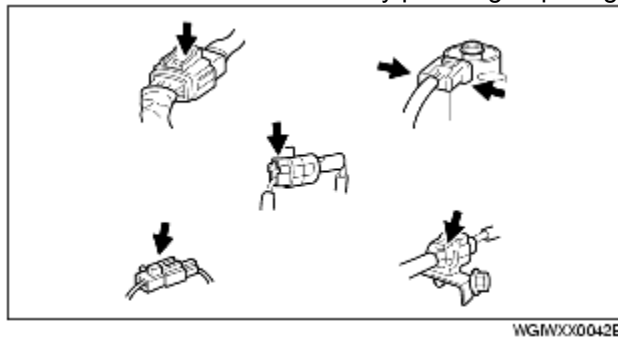
Connectors

Disconnecting connectors

- When disconnecting connector, grasp the connectors, not the wires.

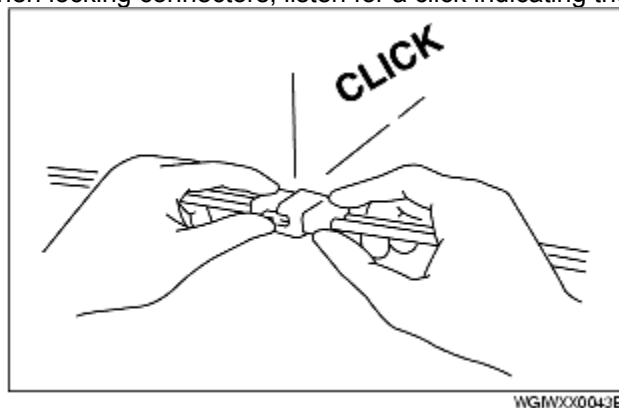


- Connectors can be disconnected by pressing or pulling the lock lever as shown.



Locking connector

- When locking connectors, listen for a click indicating they are securely locked.



Inspection

- When a tester is used to inspect for continuity or measuring voltage, insert the tester probe from the wiring harness side.



- Inspect the terminals of waterproof connectors from the connector side since they cannot be accessed from the wiring harness side.

Caution

- To prevent damage to the terminal, wrap a thin wire around the tester probe before inserting into terminal.

